

< Low Noise GaAs HEMT >

MGF4964BL

Micro-X type plastic package

DESCRIPTION

The MGF4964BL super-low noise InGaAs HEMT (High Electron Mobility Transistor) is designed for use in K band amplifiers.

FEATURES

Low noise figure @ f=20GHz
NFmin. = 0.65dB (Typ.)

High associated gain @ f=20GHz
Gs = 13.5dB (Typ.)

APPLICATION

C to K band low noise amplifiers

QUALITY GRADE

GG

RECOMMENDED BIAS CONDITIONS

$V_{DS}=2V$, $I_D=10mA$

ORDERING INFORMATION

Tape & reel 4000pcs./reel

RoHS COMPLIANT

MGF4964BL is a RoHS compliant product. RoHS compliance is indicated by the letter "G" after the Lot Marking.

ABSOLUTE MAXIMUM RATINGS (Ta=25°C)

Symbol	Parameter	Ratings	Unit
VGDO	Gate to drain voltage	-3	V
VGSO	Gate to source voltage	-3	V
ID	Drain current	IDSS	mA
PT	Total power dissipation	50	mW
Tch	Channel temperature	125	°C
Tstg	Storage temperature	-55 to +125	°C

ELECTRICAL CHARACTERISTICS (Ta=25°C)

Symbol	Parameter	Test conditions	Limits			Unit
			MIN.	TYP.	MAX.	
$V_{(BR)GDO}$	Gate to drain breakdown voltage	$I_G=-10\mu A$	-3	--	--	V
I_{GSS}	Gate to source leakage current	$V_{GS}=-2V, V_{DS}=0V$	--	--	50	μA
I_{DSS}	Saturated drain current	$V_{GS}=0V, V_{DS}=2V$	15	--	60	mA
$V_{GS(off)}$	Gate to source cut-off voltage	$V_{DS}=2V, I_D=500\mu A$	-0.1	--	-1.5	V
Gs	Associated gain	$V_{DS}=2V,$ $I_D=10mA, f=20GHz$	11.5	13.5	--	dB
NFmin.	Minimum noise figure		--	0.65	0.90	dB

Note: Gs and NFmin. are tested with sampling inspection.

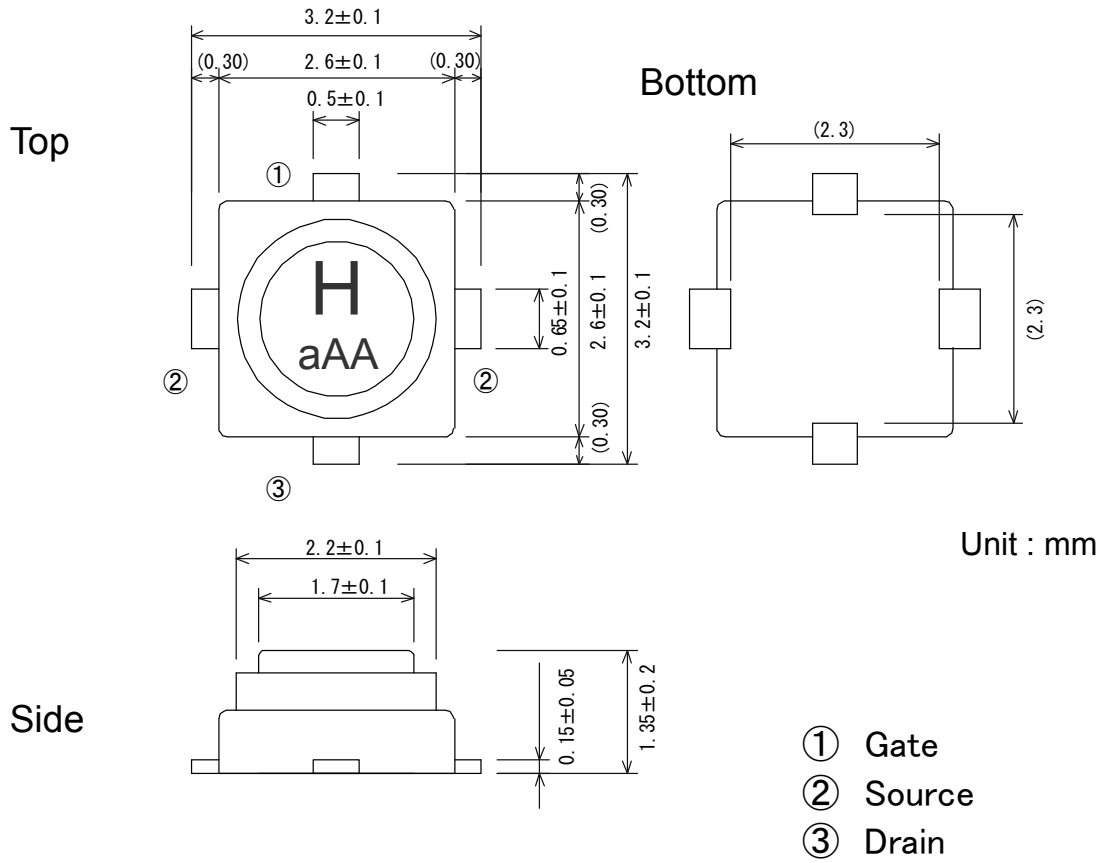
Outline Drawing

Fig.1

MITSUBISHI Proprietary

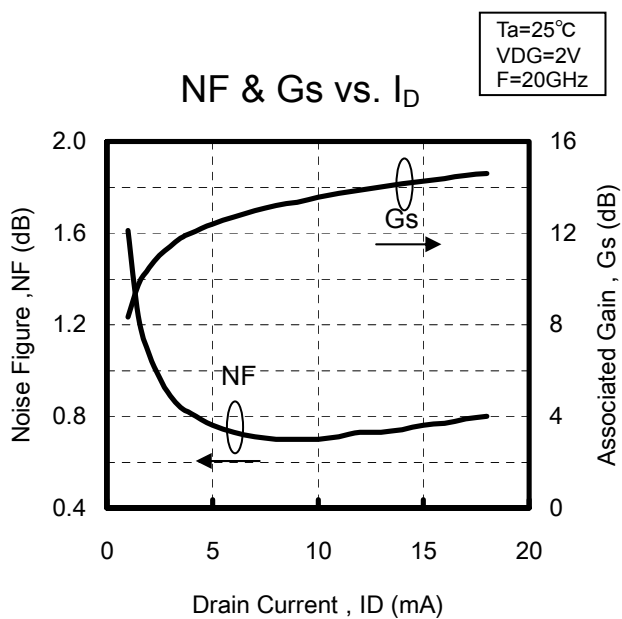
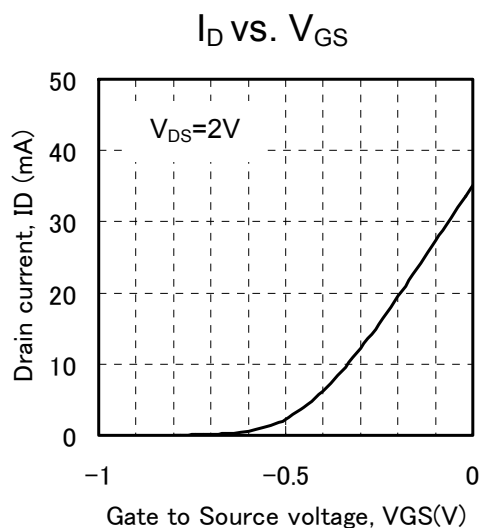
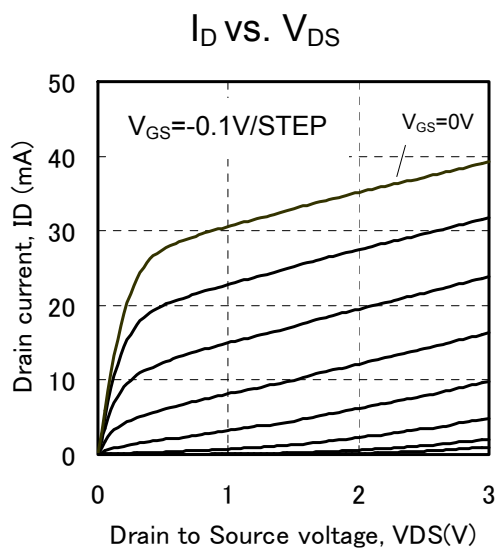
Not to be reproduced or disclosed without permission by Mitsubishi Electric

Fig.1



(GD-32)

TYPICAL CHARACTERISTICS (Ta=25°C)

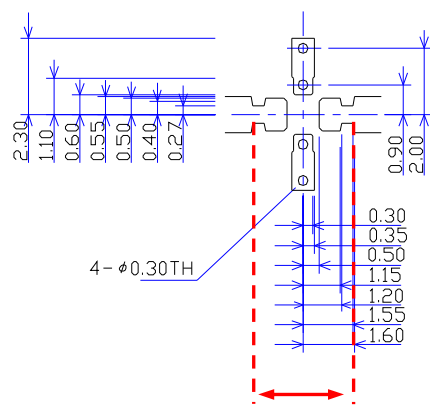


S PARAMETERS (Ta=25°C, VDS=2V, ID=10mA)

Freq. (GHz)	S11		S21		S12		S22	
	(mag)	(ang)	(mag)	(ang)	(mag)	(ang)	(mag)	(ang)
2	0.977	-31.7	4.626	146.7	0.024	65.5	0.592	-26.1
3	0.952	-47.5	4.519	130.5	0.034	53.4	0.576	-39.3
4	0.918	-63.5	4.528	114.1	0.044	41.5	0.553	-51.9
5	0.877	-79.7	4.467	98.0	0.052	29.7	0.526	-65.0
6	0.831	-96.3	4.400	81.8	0.060	18.4	0.497	-77.9
7	0.781	-113.7	4.353	65.5	0.066	6.6	0.464	-91.4
8	0.724	-132.0	4.221	49.2	0.071	-6.6	0.422	-105.5
9	0.659	-149.5	4.063	33.7	0.071	-19.3	0.379	-118.0
10	0.606	-167.7	3.928	18.4	0.070	-31.3	0.340	-131.5
11	0.568	175.1	3.829	4.1	0.069	-41.6	0.310	-143.9
12	0.516	158.1	3.706	-9.4	0.060	-55.1	0.271	-153.2
13	0.524	139.7	3.731	-24.6	0.063	-60.3	0.270	-171.2
14	0.520	124.1	3.821	-38.7	0.050	-65.4	0.277	-179.1
15	0.541	105.9	3.870	-55.1	0.044	-67.7	0.292	165.4
16	0.559	85.8	3.818	-72.6	0.049	-70.7	0.311	143.4
17	0.588	68.0	3.828	-90.8	0.052	-76.2	0.356	123.9
18	0.614	47.4	3.571	-109.2	0.060	-92.2	0.371	97.6
19	0.630	30.5	3.404	-124.6	0.057	-108.3	0.384	78.9
20	0.641	13.1	3.335	-142.0	0.055	-123.9	0.408	62.7
21	0.666	-3.8	3.280	-157.7	0.053	-137.5	0.425	44.4
22	0.669	-20.0	3.218	-174.6	0.055	-160.0	0.457	29.9
23	0.656	-37.0	3.141	166.5	0.056	-178.4	0.474	16.2
24	0.646	-54.3	3.138	148.2	0.055	147.5	0.482	1.1
25	0.611	-69.1	3.143	129.0	0.059	124.6	0.537	-8.4
26	0.572	-88.1	3.038	106.4	0.057	98.0	0.552	-25.0

NOISE PARAMETERS (Ta=25°C, VDS=2V, ID=10mA)

Freq. (GHz)	Γopt		Rn	NF min (dB)
	(mag)	(ang)		
6	0.73	64.1	0.20	0.23
7	0.67	78.7	0.16	0.24
8	0.61	94.4	0.12	0.25
9	0.56	111.0	0.09	0.27
10	0.51	128.5	0.06	0.28
11	0.47	146.9	0.04	0.30
12	0.43	166.1	0.03	0.33
13	0.40	-174.1	0.04	0.35
14	0.38	-153.8	0.05	0.39
15	0.37	-133.1	0.07	0.43
16	0.37	-112.1	0.10	0.47
17	0.38	-91.1	0.13	0.52
18	0.40	-69.8	0.17	0.57
19	0.44	-48.4	0.21	0.62
20	0.49	-26.5	0.26	0.67
21	0.56	-4.4	0.30	0.72



Measurement plane (3.2mm)

Recommended foot pattern; RO4003C/ROGERS
 (εr=3.38, t=0.51mm)

Note: We are ready to provide nonlinear model for ADS and MWO users. If you are interested, please contact our sales offices.

Keep safety first in your circuit designs!

- Mitsubishi Electric Corporation puts the maximum effort into making semiconductor products better and more reliable, but there is always the possibility that trouble may occur with them. Trouble with semiconductors may lead to personal injury, fire or property damage. Remember to give due consideration to safety when making your circuit designs, with appropriate measures such as (i) placement of substitutive, auxiliary circuits, (ii) use of non-flammable material or (iii) prevention against any malfunction or mishap.

Notes regarding these materials

- These materials are intended as a reference to assist our customers in the selection of the Mitsubishi semiconductor product best suited to the customer's application; they do not convey any license under any intellectual property rights, or any other rights, belonging to Mitsubishi Electric Corporation or a third party.
- Mitsubishi Electric Corporation assumes no responsibility for any damage, or infringement of any third-party's rights, originating in the use of any product data, diagrams, charts, programs, algorithms, or circuit application examples contained in these materials.
- All information contained in these materials, including product data, diagrams, charts, programs and algorithms represents information on products at the time of publication of these materials, and are subject to change by Mitsubishi Electric Corporation without notice due to product improvements or other reasons. It is therefore recommended that customers contact Mitsubishi Electric Corporation or an authorized Mitsubishi Semiconductor product distributor for the latest product information before purchasing a product listed herein.
The information described here may contain technical inaccuracies or typographical errors.
Mitsubishi Electric Corporation assumes no responsibility for any damage, liability, or other loss rising from these inaccuracies or errors.
Please also pay attention to information published by Mitsubishi Electric Corporation by various means, including the Mitsubishi Semiconductor home page (<http://www.mitsubishielectric.com/>).
- When using any or all of the information contained in these materials, including product data, diagrams, charts, programs, and algorithms, please be sure to evaluate all information as a total system before making a final decision on the applicability of the information and products. Mitsubishi Electric Corporation assumes no responsibility for any damage, liability or other loss resulting from the information contained herein.
- Mitsubishi Electric Corporation semiconductors are not designed or manufactured for use in a device or system that is used under circumstances in which human life is potentially at stake. Please contact Mitsubishi Electric Corporation or an authorized Mitsubishi Semiconductor product distributor when considering the use of a product contained herein for any specific purposes, such as apparatus or systems for transportation, vehicular, medical, aerospace, nuclear, or undersea repeater use.
- The prior written approval of Mitsubishi Electric Corporation is necessary to reprint or reproduce in whole or in part these materials.
- If these products or technologies are subject to the Japanese export control restrictions, they must be exported under a license from the Japanese government and cannot be imported into a country other than the approved destination.
Any diversion or re-export contrary to the export control laws and regulations of Japan and/or the country of destination is prohibited.
- Please contact Mitsubishi Electric Corporation or an authorized Mitsubishi Semiconductor product distributor for further details on these materials or the products contained therein.